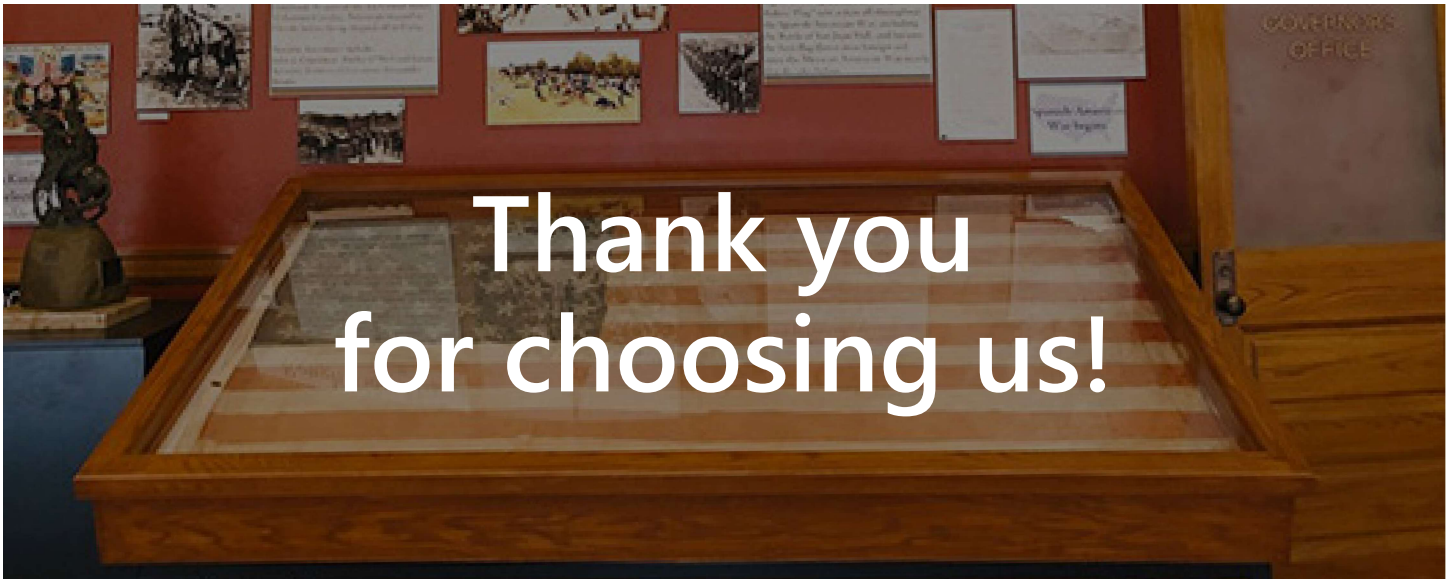


Arizona Capitol Museum

EDUCATOR HANDBOOK FOR GUIDED TOURS





Dear Educator,

Thank you for your interest in the Arizona Capitol Museum guided tour program. This is an exciting opportunity to engage your students in Arizona's history and cultural past. This guide provides information on what to expect and activities to pair with your visit. Additional information can be found online at azcapitolmuseum.gov.

The Arizona Capitol Museum has a tour path tailored to meet classroom standards for all grade levels. The tour is about 45 minutes and will follow Arizona's journey from westward expansion through statehood. The museum tour may be followed by a guided tour through a legislative building or free exploration of exhibits. More detailed information regarding guided tours can be found on page 4.

In an effort to improve our visitor experience, we will follow up with a brief survey that can be completed on-site or by email. Thank you in advance for taking the time to provide your feedback so we may continue to develop excellent programming for Arizona's students.

Sincerely,

Arizona Capitol Museum Education Team

About



The Arizona Capitol Museum utilizes historic artifacts, guided interpretation, virtual resources, interactive activities, and public programs to educate visitors on Arizona's governmental, political, and social history. Educational programs support Arizona Social Studies Standards with an emphasis on civics and government.

The Museum's iconic copper dome is the centerpiece of Arizona's state government complex. Listed on the National Register of Historic Places and originally dedicated in 1901, the historic Capitol building housed the Arizona Territorial and State Legislature until 1960 and Executive Offices until 1974.

Museum Exhibits and Other Must-Sees

Martin Luther King Jr.

Explore the efforts behind officially recognizing Martin Luther King Jr. Day in Arizona. Listen to a speech delivered by Dr. King at ASU in 1964.

USS Arizona

View the silver service removed from the state's namesake battleship just months before the attack on Pearl Harbor. This exhibit also features pieces recovered from the ship's wreckage including part of the ship's hull and an American flag.

Arizona Takes Shape

The journey begins in the year 1845 and follows the path of Arizona becoming a territory. View the flag carried by Teddy Roosevelt and the Rough Riders.

Governor's Office

Tour the former Governor's office used from 1901 through 1974. Take a moment to read stories about Arizona's first Governor, George W. P. Hunt, and first woman Governor, Rose Mofford.

Arizona Women's Hall of Fame: Strong. Bold. Remarkable.

This exhibit celebrates and shares the extraordinary history of the Arizona women who worked passionately to pass the initiative recognizing Arizona women's right to vote in 1912.

Arizona Divided: Japanese American Wartime Incarceration

Learn how wartime hysteria led to President Franklin Roosevelt's authorization of the forced removal and incarceration of Japanese Americans residing along the West Coast and Southern Arizona. Discover what life was like inside the camps.

Historic House Chambers

Arizona's original House and Senate Chambers are located in the Museum. Visit the House Chamber currently staged to look as it did in 1910 when it was the meeting place of Arizona's Constitutional Convention.

Arizona's Campaign for Statehood

Follow Arizona's campaign for statehood in the early 1900s featuring information on the 1910 Enabling Act and the Arizona Constitutional Convention preceding Arizona's entry to the union as the 48th state.

More

Other features to explore include the rotunda's historic mosaic state seal, minerals of Arizona, an Arizona flag made entirely out of Legos, seasonal exhibits, and more.



Museum Tours

School Groups

Guided Museum Tours:

Free guided tours are available for groups of 10 or more and must be scheduled in advance. Tours have a limit of 60 people per tour. If your group is larger than 60, more than one time slot is required to accommodate the entire party. Guided museum tours will take place in the north halls of the second and third floors. The tour path covers Arizona Takes Shape, the Governor's Office, Minerals of Arizona, Arizona's Campaign for Statehood, and the Historic House Chamber.

Guided Legislative Tours:

Following the museum tour, visitors have the option to add a guided tour through one of the legislative buildings. Tours include an overview of Arizona's legislative system and information on how students can engage in civics.

Free Exploration:

Outside of guided tours, visitors are encouraged to free explore exhibits or follow the self-guided map available at the information desk on the first floor. When guided tours are taking place, visitors with groups larger than 5 should stay off the guided tour path. Exhibits on the first and fourth floors, as well as the south halls of the second and third floors, are always available for free exploration groups.

Groups are also welcome to explore the galleries of both legislative buildings outside of a guided tour. In the event the legislature is in session, we ask that you please remain quiet while observing the proceedings.

Wesley Bolin Plaza:

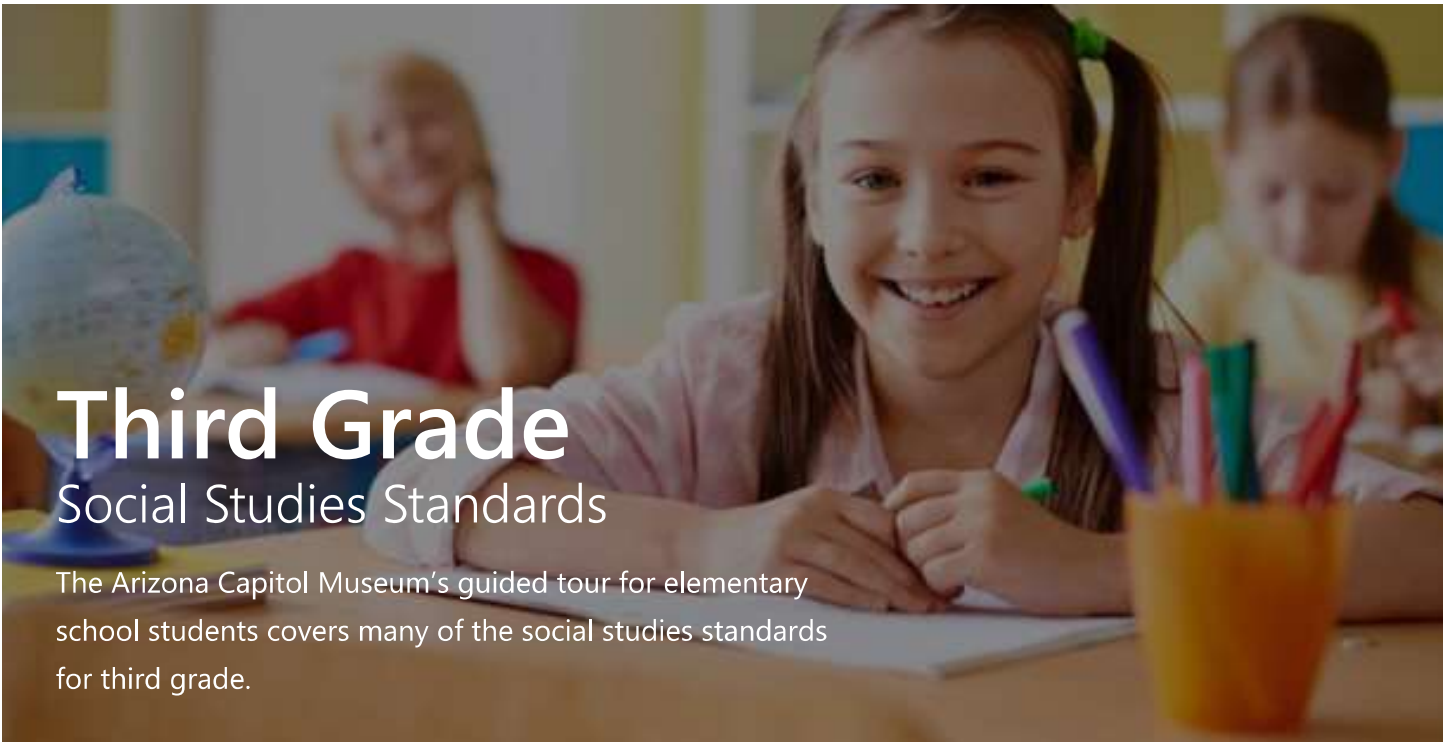
Wesley Bolin Plaza is located across 17th Avenue. Named after former Governor Wesley Bolin, the plaza features over 30 memorials commemorating events and people significant to Arizona and United States history. A scavenger hunt for the Plaza can be found on page 9 of this packet.

An audio tour of Wesley Bolin Plaza, created by fifth grade students at Summit School in Ahwatukee, is available on your smart device. To access the tour, download the Otocast app, locate Wesley Bolin Plaza using the "near me" feature, select a monument, and click play.

Book your tour online!
www.azcapitolmuseum.gov

For additional information,
please contact the
Education Office:
museumtours@azleg.gov
(602) 926-3810





Third Grade

Social Studies Standards

The Arizona Capitol Museum's guided tour for elementary school students covers many of the social studies standards for third grade.

3.C1.1

Legislative tours include information on how students can participate in government by contacting their representatives to share their ideas. Examples of past student bill ideas are covered.

3.E1.1

The 5 Cs of Arizona are examined through the State Seal. Museum guides provide a history of the Seal and explain the importance of the 5 Cs.

Arizona's mining history is touched on throughout the tour. Mining is primarily discussed in the *Arizona Takes Shape* exhibit. Minerals from around Arizona are also on display and described.

3.G1.1, 3.G3.1, & 3.G4.1

Maps are used along the tour path to show Arizona's geographical changes over time.

Additional map resources, to supplement the tour, are available on our website.

3.H1.1

The tour timeline spans Arizona's history from 1846 to 1912 and includes the US-Mexico War, Arizona's territorial days, campaign for statehood, and government and statehood.

3.H2.1

Both the US-Mexico War and the Spanish-American War are explored on the tour. The tour discusses Arizona's role in the Spanish-American War and how the events influenced Arizona's path to statehood.

3.H3.1

The tour discusses the first initiative passed in Arizona and compares it with other states and the nation.

The tour provides information on Japanese American incarceration camps in Arizona during World War II. Teachers preferring to focus on Arizona history pre-WWII may opt out of this portion.

3.H3.2

Legislative tours elaborate on current and on-going changes to Arizona and how those changes are made.



Eighth Grade

Social Studies Standards

The Arizona Capitol Museum’s guided tour for middle school students covers many of the social studies standards for eighth grade.

8.C1.2 & 8. C1.3

Legislative tours include information on how students can participate in government by contacting their representatives to share their ideas. Examples of past student bill ideas are discussed.

Legislative tours cover the deliberative processes as well as the influence of personal interest groups and lobbyists on creating legislation.

8.C2.2 & 8.C2.3

Rights and responsibilities of individuals are discussed at multiple points throughout the tour.

Reflecting on Arizona’s statehood and constitution, museum guides highlight the passage of women’s suffrage through the initiative process and compare it with other states and the nation.

The AZCM tour provides information on the Japanese American incarceration camps located in Arizona during World War II. Museum guides discuss the Executive Order authorizing the forced removal and imprisonment, evaluate what factors influenced the decision, and compare life in the camps with living standards today.

3.H2.1

The creation of Arizona’s Constitution is reviewed during the tour. Notable initiatives and referendums passed since statehood are also assessed.

8.C3.3 & 8.C4.1

The tour discusses Arizona’s state government structure and provides an overview of the duties performed by the three branches of government: executive, legislative, and judicial.

A more detailed look at the Arizona judicial system is explored, including historical cases and decisions of the Arizona Supreme Court.

8.G1.1

Maps are used throughout the tour to analyze the historical and political changes to Arizona during the US-Mexico War and the Civil War.

8.G3.1

The tour for middle school students provides an overview of the many economic, political, and social decisions throughout our territorial and state history that have both caused conflict and promoted cooperation. This includes defining Arizona’s territorial and eventual state borders; wartime conflicts; and constitutional amendments made since our statehood.



Field Trip Guide

Before your trip:

- View available tour dates/times and request a tour at www.azcapitolmuseum.gov. Contact the Education Office with questions at (602) 926-3810 or email museumtours@azleg.gov.
- Discuss behavioral expectations with students and review the pre-visit classroom activities available on our website under Educator Resources.
- Plan to bring one chaperone per 5-7 students and provide chaperone guidelines (found on page 8 of this packet) prior to arrival.
- Plan your Gift Shop visit. While students may shop individually, pre-made gift bags are available for \$1.50 or \$3.00 per student. Call (602) 926-3666 to place your order. Please allow two days for processing.

Designated eating areas:

There is no designated eating area inside the Museum. Visitors may eat at the Wesley Bolin Plaza or on the front lawns when there are no events taking place. Visitors are not permitted on the rose gardens located directly in front of the Museum entrance.

When you arrive:

- Meet your guide in front of the building for a quick orientation before entry. Please plan to arrive 15 minutes prior to the start of your scheduled tour time. Museum guides will provide direction for storing lunches, drinks, and bags. Please be advised there is no refrigerated storage available.
- If you plan to arrive early and wish to explore the Museum before your tour, please call the Education Office at (602) 926-3810 so we can arrange for a guide to meet you outside for an orientation before entry. After exploration, please plan to meet back outside prior to your tour start time.





CHAPERONE

Guidelines for your Arizona Capitol tour

Chaperone supervision is required during your entire trip to the Museum. Chaperones, are responsible for the safety and behavior of the students in their group. Groups that do not follow behavioral guidelines may be asked to leave.

Chaperone Responsibilities:

- Please stay with students assigned to you the entire time you are at the Capitol. Do not let students venture off without you.
- Check with your students' teacher to find out if there are activities for your students.

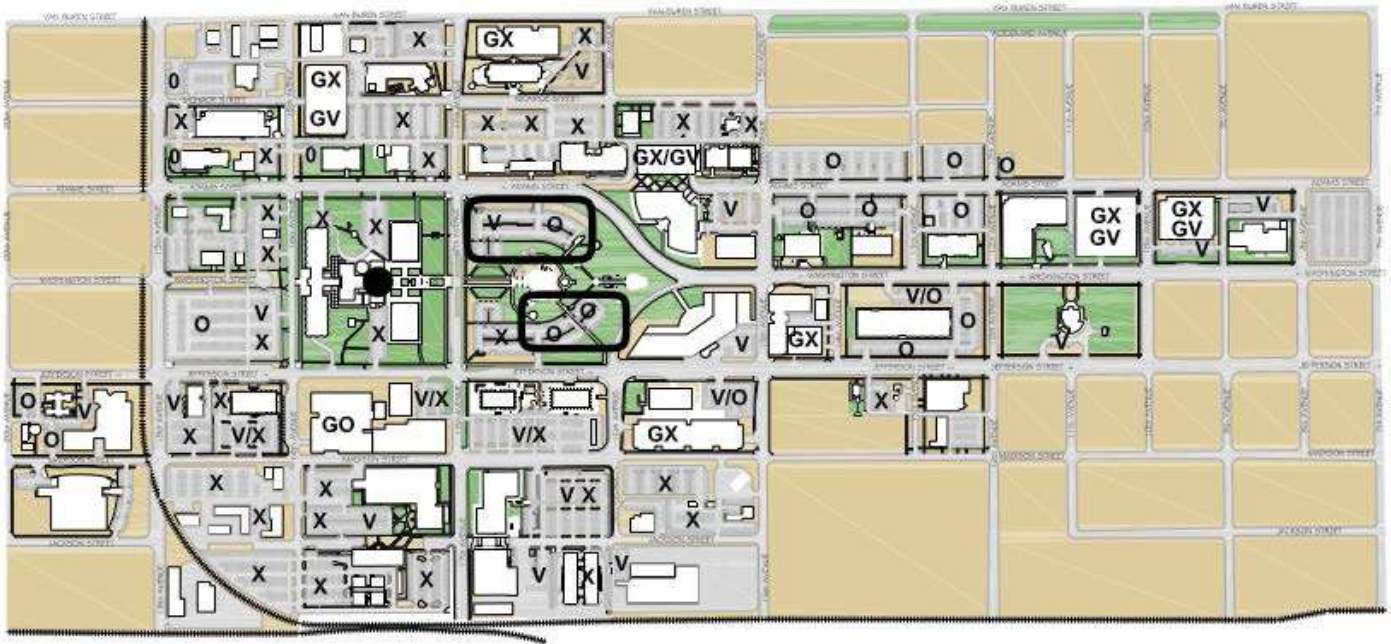
Please follow these behavior guidelines:

- Be considerate of other visitors and Capitol staff.
- No food or drink (except water) allowed on the upper floors of the Museum.
- Stay at least 8" away from the exhibition signage and cases.
- Use indoor voices and behavior (no running or jumping).
- Put away writing utensils when not in use.
- Raise hands to ask questions.

Suggestions for Chaperones:

- Get involved! Help students complete their activities and interact with the exhibits.
- Wear comfortable clothes and shoes.





O - OPEN PARKING

UNRESTRICTED - UNLESS POSTED OTHERWISE

V - VISITOR PARKING

2HR LIMIT - UNLESS POSTED OTHERWISE

X - RESTRICTED PARKING

PERMIT REQUIRED

GV - GARAGE VISITOR PARKING

2HR LIMIT - UNLESS POSTED OTHERWISE

GX - GARAGE RESTRICTED PARKING

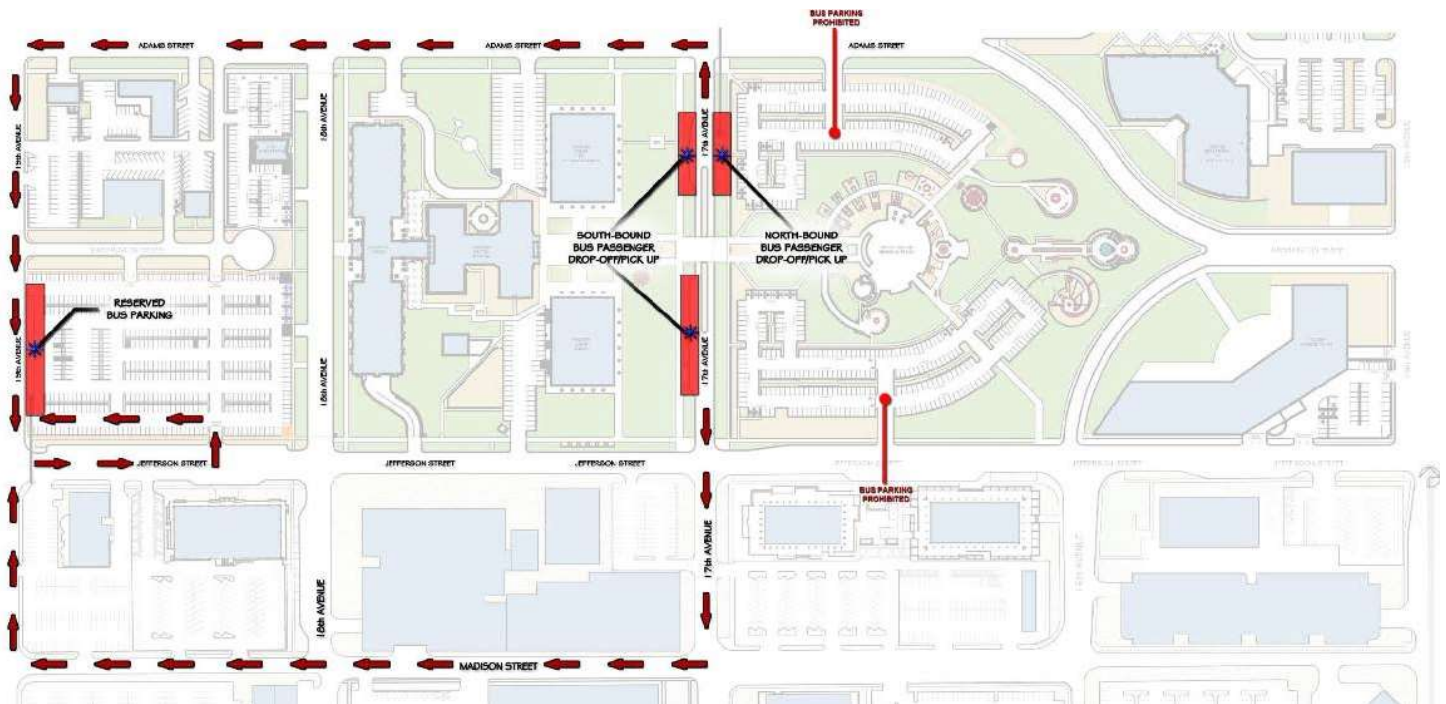
PERMIT REQUIRED

Parking

Free parking is available in the Wesley Bolin Plaza, east of the Museum. Parking lots are accessible by heading west on Adams Street towards 17th Avenue, or east on Jefferson Street towards 15th Avenue.

Bus Parking

Buses may drop off in front of the Museum in the designated bus drop off zones located on 17th Avenue. If 17th Avenue is closed, buses can use 19th Avenue to drop off students in front of the Executive Tower.

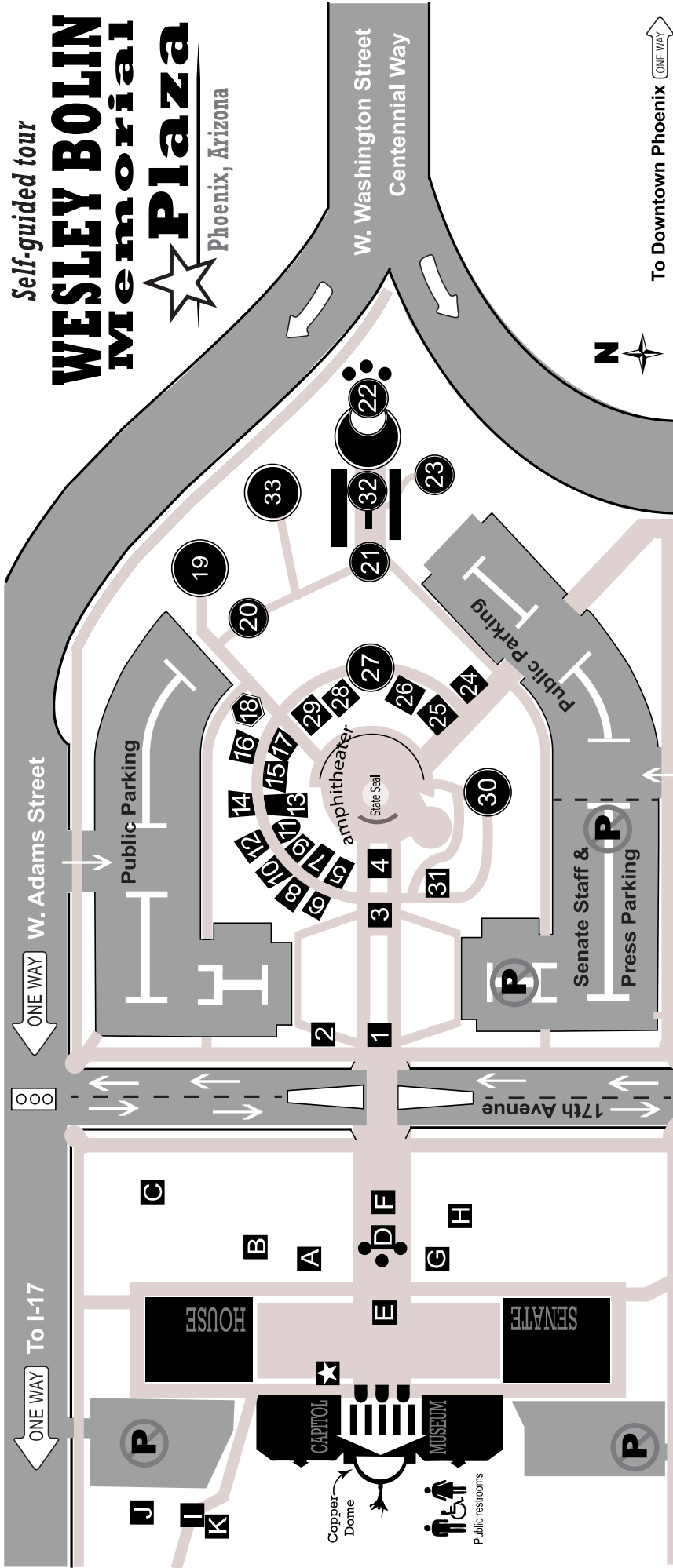


Self-guided tour

WESLEY BOLIN Memorial Plaza



Phoenix, Arizona



- Plaza Memorials**
1. Wesley Bolin Memorial Marker
 2. Crime Victims Memorial
 3. Father Kino Statue
 4. Navajo Code Talkers Memorial
 5. Bushmasters Memorial
 6. Arizona Workers Memorial
 7. The 10 Commandments Memorial
- Capitol Grounds Memorials & Markers**
8. Arizona Pioneer Women Memorial
 9. 4th Marine Division Memorial
 10. Civilian Conservation Corps Memorial
 11. WW I Veterans Memorial
 12. Law Enforcement Memorial
 13. Jewish War Veterans Memorial
 14. Confederate Troops Memorial
 15. Martin Luther King Memorial
 16. Armenian Holocaust Memorial
 17. Desert Storm Memorial
 18. Enduring Freedom Memorial
 19. 9-11 Memorial
 20. Korean War Memorial
 21. USS Arizona Mast Memorial
 22. USS Arizona Anchor
 23. Ernest W. McFarland Memorial
 24. Arizona Law Enforcement K9 Memorial
 25. Battle of the Bulge/Ardennes Veterans Memorial
 26. Purple Heart Memorial
 27. Arizona Peace Officer Memorial
 28. Father Albert Braun O.F.M. Statue
 29. American Merchant Seaman Memorial
 30. Vietnam Veterans Memorial
 31. Bill of Rights Monument
 32. WW II Memorial ~ Salute the Fallen Wall/Battleship Guns
 33. AZ Fallen Firefighters & Emergency Paramedics Memorial
- Memorials & Markers**
- A. Victims of Domestic Violence Memorial
 - B. Rep. Jim Cooper Memorial
 - C. The Children's Tree Memorial
 - D. Arizona War Heroes Memorial
 - E. Congressional Medal of Honor Recipients
 - F. Lt. Frank Luke Jr. Memorial
 - G. Arizona Homicide Victims Memorial
 - H. Sen. Andy Nichols Memorial
 - I. Senator Carl Hayden Memorial
 - J. Heritage Live Oak Memorial
 - K. 200th Anniversary of U.S. Constitution

- Capitol Grounds Memorials & Markers**
1. Capitol
 2. House
 3. Senate
 4. State Seal
 5. amphitheater
 6. Public Parking
 7. Senate Staff & Press Parking

- Plaza Memorials**
19. [Circular marker]
 20. [Circular marker]
 21. [Circular marker]
 22. [Circular marker]
 23. [Circular marker]
 24. [Circular marker]
 25. [Circular marker]
 26. [Circular marker]
 27. [Circular marker]
 28. [Circular marker]
 29. [Circular marker]
 30. [Circular marker]
 31. [Circular marker]
 32. [Circular marker]
 33. [Circular marker]

- Capitol Grounds Memorials & Markers**
1. Capitol
 2. House
 3. Senate
 4. State Seal
 5. amphitheater
 6. Public Parking
 7. Senate Staff & Press Parking

Wesley Bolin Plaza Scavenger Hunt

Throughout Wesley Bolin Plaza find these monuments or memorials listed in **BOLD** and answer the question.

Find **Father Kino**. Why is he honored? _____

Why is the **mast of the USS Arizona** 1177 feet from the center of the Great Seal in the museum rotunda? _____

Find the **dog**; who does this monument honor? _____

List 3 jobs Earnest **McFarland** had. Hint: find the white arch. _____

When will the **time capsule** be opened? How old will you be? Hint: find the USS Arizona gun.

Which war did the **Navajo Code Talkers** fight in? _____

Which memorial honors the **Korean War**? Draw a picture.

Does the **9/11 memorial** look different throughout the day? Why? _____

